


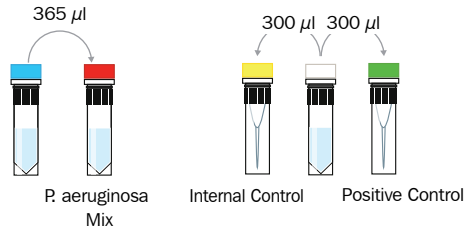





PROCEDURE – OVERVIEW

1. Reagents preparation

-  P. aeruginosa Mix
-  Positive Control
-  Internal Control



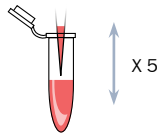
-  for 5 min RT
-  briefly
-  for 5 sec

2. Reaction mix preparation

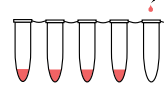
- 1 reaction:**
- 14 μ l P. aeruginosa Mix
 - 1 μ l Internal Control



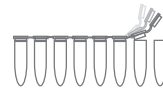
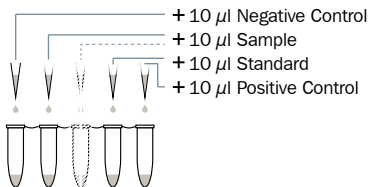
Mix by pipetting up-and-down



aliquot 15 μ l reaction mix

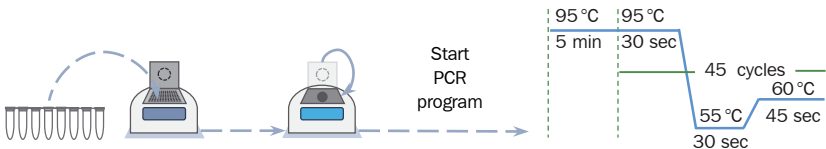









3. Addition of samples and controls



-  Full speed
- 5 sec

4. PCR amplification



-  P. aeruginosa Mix
-  Rehydration Buffer
-  Positive Control
-  Internal Control
-  PCR Grade Water
-  incubate
-  vortex
-  centrifuge
-  + add